
















































# 30 200m Breaststroke Women Heat

Official



Entries Heats Summary

Total 13 years 14 years 15 years 16-109 years



Rank	Competitor	Age	Club	RT	PTS	Result
1	 Croft Amelia	16	 Manurewa ...			<b>2:57.38</b> Entry: 2:57.56 (-0.18) Q
	50m: 39.69	100m: 1:24.92 (45.23)	150m: 2:11.63 (46.71)			200m: 2:57.38 (45.75)
2	 McKague Adriana	13	 Pirates Swi...			<b>2:57.48</b> Entry: 3:06.85 (-9.37) Q
	50m: 39.34	100m: 1:24.91 (45.57)	150m: 2:11.21 (46.30)			200m: 2:57.48 (46.27)
3	 Sharp Abigail	17	 Parnell Swi...			<b>2:57.98</b> Entry: 2:56.70 (+1.28) Q
	50m: 39.57	100m: 1:24.74 (45.17)	150m: 2:11.86 (47.12)			200m: 2:57.98 (46.12)
4	 Cresswell Hunter	15	 Huntly Swi...			<b>2:58.24</b> Entry: 3:06.17 (-7.93) Q
	50m: 40.40	100m: 1:25.61 (45.21)	150m: 2:12.35 (46.74)			200m: 2:58.24 (45.89)
5	 De Vries Jessie-Catharina	17	 Kiwi West A...			<b>2:58.49</b> Entry: 2:57.22 (+1.27) Q
	50m: 39.50	100m: 1:25.09 (45.59)	150m: 2:11.83 (46.74)			200m: 2:58.49 (46.66)
6	 Shakhnovich Yana	15	 QEII Swim ...			<b>3:00.50</b> Entry: 2:58.53 (+1.97) Q
	50m: 40.22	100m: 1:26.33 (46.11)	150m: 2:13.28 (46.95)			200m: 3:00.50 (47.22)
7	 Doncliff Abbie	14	 Selwyn Swi...			<b>3:00.72</b> Entry: 3:06.85 (-6.13) Q
	50m: 38.68	100m: 1:24.43 (45.75)	150m: 2:12.38 (47.95)			200m: 3:00.72 (48.34)
8	 Tevita-Williams Paige	15	 Pukekohe ...			<b>3:00.73</b> Entry: 3:06.69 (-5.96) Q
	50m: 40.57	100m: 1:25.77 (45.20)	150m: 2:12.32 (46.55)			200m: 3:00.73 (48.41)
9	 Bradford Lara	13	 Alexandra ...			<b>3:00.98</b> Entry: 3:04.19 (-3.21) Q
	50m: 40.33	100m: 1:26.45 (46.12)	150m: 2:13.80 (47.35)			200m: 3:00.98 (47.18)
10	 Daly Harriett	13	 Tasman Sw...			<b>3:01.01</b> Entry: 3:10.79 (-9.78) Q
	50m: 40.38	100m: 1:26.49 (46.11)	150m: 2:13.90 (47.41)			200m: 3:01.01 (47.11)
		15				<b>3:01.11</b> Q

11	 Bruning Alice	 Huntly Swi...	Entry: 3:03.51 (-2.40)
	50m: 40.12 200m: 3:01.11 (47.37)	100m: 1:26.01 (45.89) 150m: 2:13.74 (47.73)	
12	 Evans Isabella	15  Pukekohe ...	3:01.77 Entry: 3:01.16 (+0.61) Q
	50m: 40.65 200m: 3:01.77 (47.55)	100m: 1:26.30 (45.65) 150m: 2:14.22 (47.92)	
13	 Taylor Oxie	14  SwimZone ...	3:02.27 Entry: 3:06.76 (-4.49) Q
	50m: 40.34 200m: 3:02.27 (47.58)	100m: 1:26.60 (46.26) 150m: 2:14.69 (48.09)	
14	 Ferguson Ariana	16  North Cant...	3:02.62 Entry: 2:58.78 (+3.84) Q
	50m: 40.80 200m: 3:02.62 (47.49)	100m: 1:26.76 (45.96) 150m: 2:15.13 (48.37)	
15	 Marlow Madison	15  Hamilton Aq...	3:02.75 Entry: 3:06.35 (-3.60) Q
	50m: 40.52 200m: 3:02.75 (48.66)	100m: 1:26.52 (46.00) 150m: 2:14.09 (47.57)	
16	 Bell Layla	14  Bay of Islan...	3:03.23 Entry: 3:03.22 (+0.01) Q
	50m: 41.80 200m: 3:03.23 (46.42)	100m: 1:28.45 (46.65) 150m: 2:16.81 (48.36)	
17	 Campbell Emma	15  Swim Timaru	3:04.26 Entry: 3:03.51 (+0.75) Q
	50m: 41.26 200m: 3:04.26 (47.94)	100m: 1:28.10 (46.84) 150m: 2:16.32 (48.22)	
18	 Tau Sakura	14  Bay of Islan...	3:04.60 Entry: 3:05.96 (-1.36) Q
	50m: 40.38 200m: 3:04.60 (48.78)	100m: 1:27.23 (46.85) 150m: 2:15.82 (48.59)	
19	 Wright Felicity	13  Selwyn Swi...	3:05.62 Entry: 3:06.25 (-0.63) Q
	50m: 40.47 200m: 3:05.62 (49.50)	100m: 1:26.72 (46.25) 150m: 2:16.12 (49.40)	
20	 Muir Bree	14  Ashburton ...	3:05.65 Entry: 3:01.59 (+4.06) Q
	50m: 41.85 200m: 3:05.65 (46.95)	100m: 1:29.78 (47.93) 150m: 2:18.70 (48.92)	
21	 Smith Kaylee	13  St Paul's S...	3:06.25 Entry: 3:09.65 (-3.40) Q
	50m: 40.50 200m: 3:06.25 (49.04)	100m: 1:27.94 (47.44) 150m: 2:17.21 (49.27)	
22	 Henderson Mia	14  Waitaha S...	3:06.51 Entry: 3:07.84 (-1.33) Q
	50m: 42.88 200m: 3:06.51 (46.08)	100m: 1:31.34 (48.46) 150m: 2:20.43 (49.09)	
23	 Geursen Clare	13  Tawa Swim...	3:06.70 Entry: 3:13.27 (-6.57) Q


50m: 42.98      100m: 1:30.96 (47.98)      150m: 2:19.62 (48.66)  
200m: 3:06.70 (47.08)

**24**  **Bell Sascha**      16  **Bay of Islan...**      **3:07.11**      Q  
Entry: 2:58.19 (+8.92)



50m: 42.69      100m: 1:31.12 (48.43)      150m: 2:18.84 (47.72)  
200m: 3:07.11 (48.27)

**25**  **Willoughby Celia**      13  **Comet Swi...**      **3:07.13**      Q  
Entry: 3:11.35 (-4.22)



50m: 41.01      100m: 1:28.47 (47.46)      150m: 2:18.07 (49.60)  
200m: 3:07.13 (49.06)

**26**  **Sherwin Olivia**      14  **Ice Breaker...**      **3:07.16**      Q  
Entry: 3:05.34 (+1.82)

50m: 41.87      100m: 1:28.51 (46.64)      150m: 2:17.27 (48.76)  
200m: 3:07.16 (49.89)

**27**  **McManus Vanzin**      13  **Manurewa ...**      **3:07.20**      Q  
Entry: 3:13.19 (-5.99)



50m: 41.85      100m: 1:29.70 (47.85)      150m: 2:19.51 (49.81)  
200m: 3:07.20 (47.69)

**28**  **Linyard Keshia**      15  **Tasman Sw...**      **3:07.87**      Q  
Entry: 3:05.96 (+1.91)



50m: 42.91      100m: 1:30.31 (47.40)      150m: 2:18.79 (48.48)  
200m: 3:07.87 (49.08)

**29**  **Cameron Simone**      13  **Hawera Sw...**      **3:08.79**      R1  
Entry: 3:11.09 (-2.30)



50m: 42.67      100m: 1:30.08 (47.41)      150m: 2:19.71 (49.63)  
200m: 3:08.79 (49.08)

**30**  **D'Ath Nicola**      14  **St Peter's S...**      **3:09.91**      Q  
Entry: 3:06.75 (+3.16)



50m: 42.72      100m: 1:31.35 (48.63)      150m: 2:21.34 (49.99)  
200m: 3:09.91 (48.57)

**31**  **Kim Rachel**      13  **Wharenui S...**      **3:09.93**      R2  
Entry: 3:13.60 (-3.67)



50m: 43.55      100m: 1:31.45 (47.90)      150m: 2:20.49 (49.04)  
200m: 3:09.93 (49.44)

**32**  **Percy Sadie**      13  **Pirates Swi...**      **3:10.26**      Q  
Entry: 3:13.36 (-3.10)


50m: 43.55      100m: 1:32.84 (49.29)      150m: 2:22.63 (49.79)  
200m: 3:10.26 (47.63)

**33**  **Scott Georgia**      13  **Nelson Sou...**      **3:10.45**      Q  
Entry: 3:10.54 (-0.09)









50m: 45.00      100m: 1:33.68 (48.68)      150m: 2:22.22 (48.54)  
200m: 3:10.45 (48.23)

**34**  **Linyard Nia**      13  **Tasman Sw...**      **3:11.22**      Q  
Entry: 3:09.09 (+2.13)

50m: 42.35      100m: 1:30.90 (48.55)      150m: 2:22.59 (51.69)  
200m: 3:11.22 (48.63)

**35**  **Tilley Samantha**      13  **St Paul's S...**      **3:11.25**      Q  
Entry: 3:11.25

50m: 40.06      100m: 1:26.65 (46.59)      150m: 2:17.45 (50.80)  
200m: 3:11.25 (53.80)

36	 Brugh Sunny	13	 St Peter's S...	<b>3:13.45</b> Entry: 3:11.94 (+1.51)
	50m: 44.21 200m: 3:13.45 (50.66)	100m: 1:32.67 (48.46)	150m: 2:22.79 (50.12)	
37	 Scott Erin	17	 Whangarei ...	<b>3:14.50</b> Entry: 3:00.43 (+14.07) Q
	50m: 44.78 200m: 3:14.50 (50.17)	100m: 1:34.09 (49.31)	150m: 2:24.33 (50.24)	
38	 Doak Charlotte	15	 Selwyn Swi...	<b>3:14.64</b> Entry: 3:06.36 (+8.28) R1
	50m: 41.91 200m: 3:14.64 (53.07)	100m: 1:30.78 (48.87)	150m: 2:21.57 (50.79)	
39	 Blakemore Holly	13	 Liz van Wel...	<b>3:15.83</b> Entry: 3:13.04 (+2.79)
	50m: 44.00 200m: 3:15.83 (50.69)	100m: 1:33.84 (49.84)	150m: 2:25.14 (51.30)	